



Instruction Manual

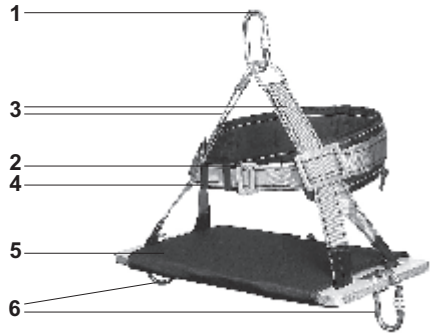
READ CAREFULLY BEFORE USE
THE EQUIPMENT

SEAT BOARD

PBIHS

HBP0068

ZERO
zero tolerance is essential



Elements of the seat board

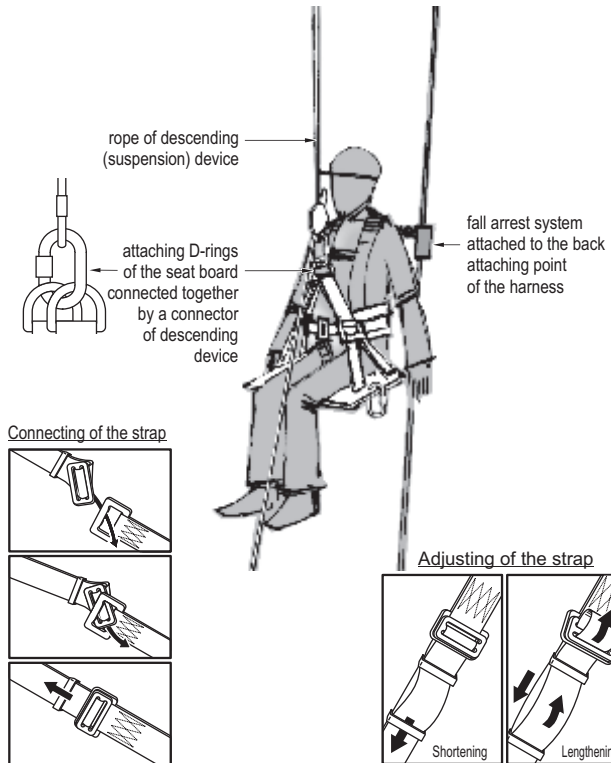
- (1) Attachment D-rings,
- (2) Connecting / Adjusting buckle,
- (3) Suspension straps,
- (4) Loop,
- (5) Seat,
- (6) Tool's attachment.

- the seat board shall only be used by a person trained and competent in its safe use.
- the seat board must be used in conjunction with full body harness and fall arrest equipment.
- the seat board is not personal protective equipment and must be never use alone.
- it is forbidden to make any alterations or additions to the seat board without the manufacturer's prior written consent.
- any repair shall only be carried out by device manufacturer or his certified representative.
- before use ensure about the compatibility of items of equipment assembled into a fall arrest system. Periodically check connecting and adjusting of the equipment components to avoid accidental loosening or disconnecting of the components.
- it is forbidden to use combinations of items of equipment in which the safe function of any one item is affected by or interferes with the safe function of another.
- before each use of the seat board it is obligatory to carry out a pre-use check of the equipment, to ensure that it is in a serviceable condition and operates correctly before it is used.
- during pre-use check it is necessary to inspect all elements of the equipment in respect of any damages, excessive wear, corrosion, abrasion, cutting or incorrect acting.
- after every 6 months of utilization, the seat board must be withdrawn from use to carry out periodical detailed inspection. The periodic inspection must be carried out by a competent person for periodic inspection. The periodic inspection can be carried out also by the manufacturer or his authorized representative. In case of some types of the complex equipment e.g. some types of retractable fall arresters the annual inspection can be carried out only by the manufacturer or his authorized representative.
- regular periodic inspections are the essential for equipment maintenance and the safety of the users which depends upon the continued efficiency and durability of the equipment.
- during periodic inspection it is necessary to check the legibility of the equipment marking.
- it is essential for the safety of the user that if the product is re-sold outside the original country of destination the reseller shall provide instructions for use, for maintenance, for periodic examination and for repair in language of the country in which the product is to be used.
- the seat board must be withdrawn from use immediately when any doubt arise about its condition for safe use and not used again until confirmed in writing by equipment manufacturer or his representative after carried out the detailed inspection.
- the device must be withdrawn from use immediately and destroyed when it have been used to arrest a fall.
- a full body harness is the only acceptable body holding device that can be used in a fall arrest system.
- the anchor device or anchor point for the fall arrest system should always be positioned, and the work carried out in such a way, as to minimise both the potential for falls and potential fall distance. The anchor device/point should be placed above the position of the user. The shape and construction of the anchor device/point shall not allowed to self-acting disconnection of the equipment. Minimal static strength of the anchor device/point is 10 kN. It is recommended to use certified and marked structural anchor point complied with EN795.
- it is obligatory to verify the free space required beneath the user at the workplace before each occasion of use the fall arrest system, so that, in the case of a fall, there will be no collision with the ground or other obstacle in the fall path. The required value of the free space should be taken from instruction manual of used equipment.
- the seat board must be transported in the package (e.g.: bag made of moisture-proof textile or foil bag or cases made of steel or plastic) to protect it against damage or moisture.
- the seat board can be cleaned and disinfected without causing adverse effect on the materials in the manufacture of the equipment. For textile products use mild detergents for delicate fabrics, wash by hand or in a machine and rinse in water. Plastic parts can be cleaned only with water. When the equipment becomes wet, either from being in use or when due cleaning, it shall be allowed to dry naturally, and shall be kept away from direct heat.
- the device should be stored loosely packed, in a well-ventilated place, protected from direct light, ultraviolet degradation, damp environment, sharp edges, extreme temperatures and corrosive or aggressive substances.

ADMISSIBLE TIME OF USE

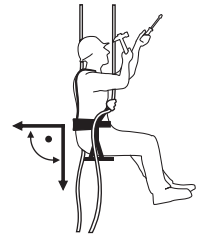
The seat board can be used for 10 years. After this period the device must be withdrawn from use.

Using the seat board with a descender

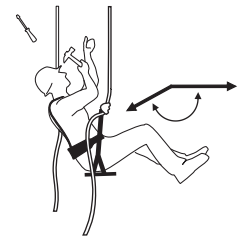


Position during work

correct



incorrect !



IT IS THE RESPONSIBILITY OF THE USER ORGANISATION TO PROVIDE THE IDENTITY CARD AND TO FILL IN THE DETAILS REQUIRED.
THE IDENTITY CARD SHOULD BE FILLED IN BEFORE THE FIRST USE BY A COMPETENT PERSON, RESPONSIBLE IN THE USER ORGANIZATION FOR PROTECTIVE EQUIPMENT.
ANY INFORMATION ABOUT THE EQUIPMENT LIKE PERIODIC INSPECTIONS, REPAIRS, REASONS OF EQUIPMENT'S WITHDRAWN FROM USE SHALL BE NOTED INTO THE IDENTITY CARD BY A COMPETENT PERSON.
THE IDENTITY CARD SHOULD BE STORED DURING A WHOLE PERIOD OF EQUIPMENT UTILIZATION.
DO NOT USE THE EQUIPMENT WITHOUT THE IDENTITY CARD.
ALL RECORDS IN THE IDENTITY CARD CAN BE FILLED IN ONLY BY A COMPETENT PERSON.

IDENTITY CARD

| MODEL AND TYPE OF EQUIPMENT | | REF. NUMBER | | | |
|---|---|--|--|------------------------------------|--|
| SERIAL NUMBER | DATE OF MANUF. | | | | |
| USER NAME | | | | | |
| DATE OF PUTTING INTO OPERATION | | | | | |
| DATE OF PURCHASE | | | | | |
| PERIODIC EXAMINATION AND REPAIR HISTORY | | | | | |
| DATE | REASON FOR ENTRY PERIODIC EXAMINATION OR REPAIR | DEFECTS NOTED, REPAIRS CARRIED OUT AND OTHER RELEVANT INFORMATIONS | NAME AND SIGNATURE OF COMPETENT PERSON | PERIODIC EXAMINATION NEXT DUE DATE | |
| 1 | | | | | |
| 2 | | | | | |
| 3 | | | | | |
| 4 | | | | | |

Zero Advanced Height Safety
Head Office, PBI Height Safety Ltd
PO Box 39048, Harewood 8545
10 Holt Pl, Harewood 8053
Christchurch, New Zealand

P: +64 3357 0093 F: +64 3360 2199
Freephone: (NZ) 0800 357 003 (AUST) 1800 421 608
E: info@zero4heightsafety.com
www.zero4heightsafety.com